

The background of the slide features a teal-colored surface with several silver laptops scattered across it. One laptop is open in the bottom center, showing its keyboard. Another is partially open on the left, and a third is visible in the top right corner. A dark blue horizontal bar is positioned across the upper third of the image.

**YEAR 11**

**INFORMATION FOR PARENTS**  
**UPDATE 2022/2023**

Dear Parent/Carer

Following Parents' Evening on Monday 9 January 2023, we would like to share this Revision Booklet with you, to remind you and your child about the importance of preparing for the summer 2023 examinations as early as possible. We have been running revision sessions (timetable for the year shared with you in September 2022) since September to support the mock examinations and to start to instil effective revision strategies in students. Success in the summer examinations will undoubtedly be influenced by students scheduling time at home to revise and this booklet will help parents/carers to understand and support this process.

This booklet includes: examples of what a revision timetable looks like (including planning breaks and other activities to ensure students have a balance of work and time to relax); some memory retrieval activities which are crucial as students have a huge amount of content to remember for each of their examinations and details of other revision materials. On each subject page, teachers have: outlined key revision strategies for their subjects; online platforms to support revision and some suggestions about how long to spend each week which will allow you to work with your child to plan and structure time at home revising.

We would like to thank you for the crucial role you play in supporting and guiding your child through this important and, at time perhaps, stressful year. Students' revision is most effective when they have parents who are actively involved in helping to structure their time and who have regular conversations about what students are doing and how successful they feel they are.


We look forward to working with you and your child this year to ensure they have the best possible chance of achieving positive outcomes in the summer examinations and consequently be able to access the next part of their learning journey.


Kind regards

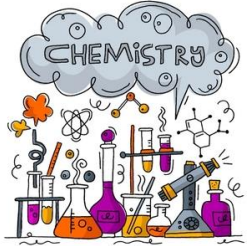
**MRS M LORD**

Assistant Headteacher




Name of subject: GCSE Maths		Exam	Real Exam Expected Date: May-June 2023 Coursework Submission Date: N/A	
What exam content has been taught up to January 2023?	What coursework has been completed up to December 2022?	What exam content is left to teach?	What coursework is left to complete?	Planned Revision Session Dates
<p>For all groups, the normal scheme of learning has been completed across year 10 and 11 For year 11 the below topics have been covered.</p> <p><b>Higher Key Topics:</b> Number skills, Algebraic manipulation, Averages, Equations, Sequences Data representation and collection, Trigonometry, Pythagoras, Inequalities, Ratio and Angles.</p> <p><b>Foundation Key Topics:</b> Number Skills, Algebraic manipulation, Representing data, Angles, Equations, Sequences, Inequalities, quadrilaterals, Perimeter, Area, Volume of basic shapes</p>	<p>N/A</p> 	<p>For higher the main topics remaining are: Vectors, Algebraic fractions, proof, Probability, Similarity.</p> <p>For Foundation the main topics are: Time Series, Further Algebra and Probability.</p>	N/A	<p>9 March 16 March 23 March 30 March 20 April 27 April 4 May 11 May 18 May 25 May</p>
How can I test what my child knows?	Useful revision resources		How should my child prepare for GCSE's in Year 11?	
<ul style="list-style-type: none"> <li>• Test meaning of key words.</li> <li>• Test recall of formulae.</li> <li>• Completion of the 5 a day questions.</li> <li>• Students will complete test analysis sheets for internal tests, which will also highlight areas they need to work on</li> </ul>	<ul style="list-style-type: none"> <li>• Mathswatch VLE – videos and practice questions</li> <li>• Practice papers – these will be given out when appropriate by class teachers.</li> <li>• Revision guides</li> <li>• <a href="https://mathsbot.com/gcseRevisionGrid">https://mathsbot.com/gcseRevisionGrid</a> - practice at wordy questions</li> <li>• <a href="https://mathsbot.com/practicePaper">https://mathsbot.com/practicePaper</a> - random exam papers.</li> <li>• 5 a day questions.</li> </ul>		<ul style="list-style-type: none"> <li>• Complete all homework set.</li> <li>• Complete the 5 a day questions a letter has been sent about this.</li> <li>• Complete the past/ practice papers being set to the best of their ability, with the aim of using notes to complete these less as the year progresses.</li> <li>• Work on areas of weakness identified by exam papers, tests using revision guides, Mathswatch</li> </ul>	

Name of subject: GCSE Biology (Single Science)			Exam Board: AQA	Real Exam Expected Date: May-June 2023 Coursework Submission Date: N/A	
What exam content has been taught up to January 2023?	What coursework has been completed up to December 2022?	What work was may need to be revisited?	What exam content is left to teach?	What coursework is left to complete?	Planned Revision Session Dates
<ul style="list-style-type: none"> <li>B1 Cell Biology</li> <li>B2 Organisation</li> <li>B3 Infection &amp; Response</li> <li>B4 Bioenergetics</li> <li>B5 Homeostasis &amp; Response</li> <li>B6 Inheritance, Variation and Evolution</li> <li>B7 Ecology</li> </ul>	There is not any coursework in this subject, however students are required to complete several required practical's which they can be examined on.	<p>This is dependent on the class. Teachers will revisit any topics now that content is complete.</p> 	None	Any required practicals that have not been completed by individual classes will be completed as part of revision.	<p><b>6 March – 26 May 2023:</b> Mondays and Fridays after school.</p> <p>The sessions will rotate between the 3 science, the specific content of each session will be shared with students on the bulletin before the sessions start.</p>
How can I test what my child knows?			Useful revision resources		How should my child prepare for GCSE's in Year 11?
<ul style="list-style-type: none"> <li>Quick knowledge quizzes (use Seneca, Educake, other online quizzes or apps, exercise book, Collins revision guide).</li> <li>Work through past papers and use mark scheme/ compare to example answers (all found on SharePoint).</li> </ul>	<ul style="list-style-type: none"> <li>SenecaLearning.com</li> <li>Educake.co.uk</li> <li>BBC Bitesize</li> <li>Collins All in One Revision and Practise</li> <li>CGP Workbooks (questions for students to answer to test knowledge)</li> <li>You Tube: Primrose Kitten and Free science lessons</li> <li>Physicsandmathstutor.com</li> <li>Quizlet (flashcards, mind maps etc)</li> <li>Get Revising (flashcards, mind maps, etc)</li> </ul>	<ul style="list-style-type: none"> <li>Complete all homework set.</li> <li>Do 30 mins 2X per week revision starting as early as possible. This can include: <ul style="list-style-type: none"> <li>Completing questions in Collins Revision Guide or GCP Workbooks.</li> <li>Doing quizzes on Seneca or Educake</li> <li>Making revision mind maps</li> <li>Making and going through flashcards</li> <li>Completing past exam papers</li> </ul> </li> <li>Get your parents to test you for 10mins a week on what you have been revising.</li> </ul>			<ul style="list-style-type: none"> <li>Quick knowledge quizzes (use Seneca, Educake, other online quizzes or apps, exercise book, Collins revision guide).</li> <li>Work through past papers and use mark scheme/ compare to example answers (all found on SharePoint).</li> </ul>

Name of subject: GCSE Chemistry (Single Science)			Exam Board: AQA	Real Exam Expected Date: May-June 2023 Coursework Submission Date: N/A	
What exam content has been taught up to January 2023?	What coursework has been completed up to December 2022?	What work may need to be revisited?	What exam content is left to teach?	What coursework is left to complete?	Planned Revision Session Dates
<ul style="list-style-type: none"> <li>C1 Atomic Structure and the Periodic Table</li> <li>C2 Bonding, Structure, and the Properties of Matter</li> <li>C3 Quantitative Chemistry</li> <li>C4 Chemical Changes</li> <li>C5 Energy Changes</li> <li>C6 Rates of Reaction</li> <li>C7 Organic Chemistry</li> <li>C8 Chemical Analysis</li> <li>C9 Chemistry of the Atmosphere</li> </ul>	There is no coursework in this subject, however students are required to complete several required practical's which they can be examined on.	This is dependent on the class. Teachers will revisit any topics once content has been completed.	<ul style="list-style-type: none"> <li>C10 Using Resources (11x/Ch2 only)</li> </ul>	Any required practicals that have not been completed by individual classes will be completed as part of revision..	<b>6 March – 26 May 2023:</b> Mondays and Fridays after school.  The sessions will rotate between the 3 science, the specific content of each session will be shared with students on the bulletin before the sessions start.
How can I test what my child knows?		Useful revision resources		How should my child prepare for GCSE's in Year 11?	
<ul style="list-style-type: none"> <li>Quick knowledge quizzes (use Seneca, Educake, other online quizzes or apps, exercise book, Collins revision guide).</li> <li>Work through past papers and use mark scheme/ compare to example answers (all found on SharePoint).</li> </ul>	<ul style="list-style-type: none"> <li>SenecaLearning.com</li> <li>Educake.co.uk</li> <li>BBC Bitesize</li> <li>Collins All in One Revision and Practise</li> <li>CGP Workbooks (questions for students to answer to test knowledge)</li> <li>You Tube: Primrose Kitten and Free science lessons</li> <li>Physicsandmathstutor.com</li> <li>Quizlet (flashcards, mind maps etc)</li> <li>Get Revising (flashcards, mind maps, etc)</li> </ul>	<ul style="list-style-type: none"> <li>Complete all homework set.</li> <li>Do 30 mins 2X per week revision starting as early as possible. This can include:               <ul style="list-style-type: none"> <li>- Completing questions in Collins Revision Guide or GCP Workbooks.</li> <li>- Doing quizzes on Seneca or Educake</li> <li>- Making revision mind maps</li> <li>- Making and going through flashcards</li> <li>- Completing past exam papers</li> </ul> </li> <li>Get your parents to test you for 10 mins a week on what you have been revising.</li> </ul>		<ul style="list-style-type: none"> <li>Quick knowledge quizzes (use Seneca, Educake, other online quizzes or apps, exercise book, Collins revision guide).</li> <li>Work through past papers and use mark scheme/ compare to example answers (all found on SharePoint).</li> </ul> 	



Name of subject: GCSE Physics (Single Science)			Exam Board: AQA	Real Exam Expected Date: May-June 2023 Coursework Submission Date: N/A	
What exam content has been taught up to January 2023?	What coursework has been completed up to December 2022?	What work may need to be revisited?	What exam content is left to teach?	What coursework is left to complete?	Planned Revision Session Dates
<ul style="list-style-type: none"> <li>P1 Energy</li> <li>P2 Electricity</li> <li>P3 Particle Model</li> <li>P4 Atomic Structure (Radioactivity)</li> <li>P5 Forces</li> <li>P6 Waves</li> <li>P8 Space</li> </ul>	There is no coursework in this subject, however students are required to complete several required practical's which they can be examined on.	This is dependent on the class. Teachers will revisit any topics once content has been completed.	<ul style="list-style-type: none"> <li>P7 Magnetism and Electromagnetism (11xPh1 only)</li> </ul>	Any required practicals that have not been completed by individual classes will be completed as part of revision.	<b>6 March – 26 May 2023:</b> Mondays and Fridays after school.  The sessions will rotate between the 3 science, the specific content of each session will be shared with students on the bulletin before the sessions start.
How can I test what my child knows?		Useful revision resources		How should my child prepare for GCSE's in Year 11?	
<ul style="list-style-type: none"> <li>Quick knowledge quizzes (use Seneca, Educake, other online quizzes or apps, exercise book, Collins revision guide).</li> <li>Work through past papers and use mark scheme/ compare to example answers (all found on SharePoint).</li> </ul>	<ul style="list-style-type: none"> <li>SenecaLearning.com</li> <li>Educake.co.uk</li> <li>BBC Bitesize</li> <li>Collins All in One Revision and Practise</li> <li>CGP Workbooks (questions for students to answer to test knowledge)</li> <li>You Tube: Primrose Kitten and Free science lessons</li> <li>Physicsandmathstutor.com</li> <li>Quizlet (flashcards, mind maps etc)</li> <li>Get Revising (flashcards, mind maps, etc)</li> </ul>	<ul style="list-style-type: none"> <li>Complete all homework set.</li> <li>Do 30 mins 2X per week revision starting as early as possible. This can include:               <ul style="list-style-type: none"> <li>- Completing questions in Collins Revision Guide or GCP Workbooks.</li> <li>- Doing quizzes on Seneca or Educake</li> <li>- Making revision mind maps</li> <li>- Making and going through flashcards</li> <li>- Completing past exam papers</li> </ul> </li> <li>Get your parents to test you for 10mins a week on what you have been revising.</li> </ul>		<ul style="list-style-type: none"> <li>Quick knowledge quizzes (use Seneca, Educake, other online quizzes or apps, exercise book, Collins revision guide).</li> <li>Work through past papers and use mark scheme/ compare to example answers (all found on SharePoint).</li> </ul>	


Name of subject: GCSE Science (Combined Science)			Exam Board: AQA	Real Exam Expected Date: May-June 2023 Coursework Submission Date: N/A	
What exam content has been taught up to January 2023?	What coursework has been completed up to December 2022?	What work may need to be revisited?	What exam content is left to teach?	What coursework is left to complete?	How will remaining work be taught?
<p>All groups have completed:</p> <ul style="list-style-type: none"> <li>• B1 Cell Biology</li> <li>• B2 Organisation</li> <li>• B3 Infection &amp; Response</li> <li>• B4 Bioenergetics</li> <li>• B5 Homeostasis &amp; Response</li> <li>• B6 Inheritance, Variation and Evolution</li> <li>• B7 Ecology</li> <li>• C1 Atomic Structure and the Periodic Table</li> <li>• C2 Bonding, Structure, and the Properties of Matter</li> <li>• C3 Quantitative Chemistry</li> <li>• C4 Chemical Changes</li> <li>• C5 Energy Changes</li> <li>• C6 Rates of Reaction</li> <li>• C7 Organic Chemistry</li> <li>• C8 Chemical Analysis</li> <li>• P1 Energy</li> <li>• P2 Electricity</li> <li>• P3 Particle Model</li> <li>• P4 Atomic Structure (Radioactivity)</li> <li>• P5 Forces</li> </ul> <p>Depending on which class your child is in they may also have completed:</p> <ul style="list-style-type: none"> <li>• C9 Chemistry of the Atmosphere (All except 11x4)</li> <li>• C10 Using Resources (All except 11x3, 11x4 &amp; 11y4)</li> <li>• P7 Magnetism and Electromagnetism (All except 11y1)</li> </ul>	<p>There is no coursework in this subject, however students are required to complete several required practical's which they can be examined on.</p> 	<p>This is dependent on the class. Teachers will revisit any topics once content has been completed.</p>	<p>All classes expect to complete content in the next few weeks if they haven't already.</p> <p>The content remaining:</p> <ul style="list-style-type: none"> <li>• C9 Chemistry of the Atmosphere (Only 11x4)</li> <li>• C10 Using Resources (11x3, 11x4 &amp; 11y4)</li> <li>• P7 Magnetism and Electromagnetism (Only 11y1)</li> </ul>	<p>Any required practicals that have not been completed by individual classes will be completed as part of revision.</p>	<p><b>6 March – 26 May 2023:</b> Mondays and Fridays after school.</p> <p>The sessions will rotate between the 3 science, the specific content of each session will be shared with students on the bulletin before the sessions start.</p>


## Name of subject: GCSE Combined Science (continued)

**Real Exam Expected Date:**  
May-June 2023  
**Coursework Submission Date:** N/A


How can I test what my child knows?	Useful revision resources	How should my child prepare for GCSE's in Year 11?
<ul style="list-style-type: none"> <li>Quick knowledge quizzes (use Seneca, Educake, other online quizzes or apps, exercise book, Collins revision guide).</li> <li>Work through past papers and use mark scheme/ compare to example answers (all found on SharePoint).</li> </ul>	<ul style="list-style-type: none"> <li>SenecaLearning.com</li> <li>Educake.co.uk</li> <li>BBC Bitesize</li> <li>Collins All in One Revision and Practise</li> <li>CGP Workbooks (questions for students to answer to test knowledge)</li> <li>You Tube: Primrose Kitten and Free science lessons</li> <li>Physicsandmathstutor.com</li> <li>Quizlet (flashcards, mind maps etc)</li> <li>Get Revising (flashcards, mind maps, etc)</li> </ul>	<ul style="list-style-type: none"> <li>Complete all homework set.</li> <li>Do 30 mins 2X per week revision starting as early as possible. This can include:               <ul style="list-style-type: none"> <li>Completing questions in Collins Revision Guide or GCP Workbooks.</li> <li>Doing quizzes on Seneca or Educake</li> <li>Making revision mind maps</li> <li>Making and going through flashcards</li> <li>Completing past exam papers</li> </ul> </li> <li>Get your parents to test you for 10mins a week on what you have been revising.</li> </ul>




Name of subject: GCSE English Literature		Exam Board: AQA 8702	<b>Real Exam Expected Date:</b> Paper 1: Wednesday 17 May 2023 Paper 2: Wednesday 24 May 2023 <b>Coursework Submission Date: N/A</b>	
What exam content has been taught up to January 2023?	What coursework has been completed up to December 2022?	What exam content is left to teach?	What coursework is left to complete?	How will remaining work be taught?
<ul style="list-style-type: none"> <li>Paper 1: Shakespeare play 'Romeo and Juliet' or 'Macbeth'</li> <li>Paper 1: 19<sup>th</sup> Century novel: 'Jekyll and Hyde'</li> <li>Paper 2: Modern texts: 'An Inspector Calls'</li> <li>Paper 2: Poetry: 'Power and Conflict' Anthology</li> <li>Paper 2: unseen poetry – some practice</li> </ul>	N/A	<ul style="list-style-type: none"> <li>Paper 2: Section A An Inspector Calls and Section B Power and Conflict poetry mock on Monday 27 March 2023.</li> <li>Some more unseen poetry practice in lessons.</li> <li>Essay writing skills and structure for all exam texts.</li> </ul>	N/A  	<ul style="list-style-type: none"> <li>Predominantly in class time.</li> <li>Revision sessions begin again on a Tuesday after school after the Easter break.</li> </ul>
How can I test what my child knows?	Useful revision resources		How should my child prepare for GCSE's in Year 11?	
<ul style="list-style-type: none"> <li>Quick knowledge quizzes (use Seneca, other online quizzes, exercise book, flashcards)</li> <li>Work through past papers and use mark scheme/ compare to example answers (all found on SharePoint or AQA website)</li> </ul>	<ul style="list-style-type: none"> <li>SenecaLearning.com</li> <li>BBC Bitesize</li> <li>CGP Workbooks (questions for students to answer to test knowledge)</li> <li>CGP/York Notes study guides (notes to read and remember)</li> <li>Quizlet (flashcards, mind maps etc)</li> <li>Get Revising (flashcards, mind maps, etc)</li> <li>You Tube: Mr Bruff videos.</li> <li>Sparknotes</li> <li>British Library for additional wider reading</li> </ul>		<ul style="list-style-type: none"> <li>Create a revision timetable.</li> <li>Complete all homework set.</li> <li>Interleave the revision of texts – do a little on one text, then a little on the next rather than revising each text in isolation.</li> <li>Adopt and use revision strategies shared with students: Cornell notes, Flashcards, Mind maps, Graphic Organisers, Practice exam questions.</li> <li>Use websites like Seneca to test knowledge regularly.</li> </ul>	

Name of subject: GCSE English Language		Exam Board: AQA 8700	Real Exam Expected Date: Paper 1: Monday 5 June 2023 Paper 2: Monday 12 June 2023 Coursework Submission Date: N/A	
What exam content has been taught up to January 2023?	What coursework has been completed up to December 2022?	What exam content is left to teach?	What Coursework is left to complete?	How will remaining work be taught?
<ul style="list-style-type: none"> <li>Paper 1: Section A – 4 reading/comprehension questions and Section B – narrative/descriptive writing.</li> <li>Paper 2: Section A - 4 reading/comprehension questions and Section B – writing to argue/persuade.</li> </ul>	<p>Spoken Language Endorsement – a speaking and listening presentation on a chosen topic.</p> 	<p>English Language Paper 1 mock: Monday 20<sup>th</sup> February 2023 English Language Paper 2: Friday 3 March 2023</p> <p>Correct and reflect time in lessons following feedback from the mock.</p>	<p>English teachers will catch up with any individuals who have not completed their Spoken Language Endorsement.</p>	<ul style="list-style-type: none"> <li>Predominantly in class time.</li> <li>Revision sessions begin again on a Tuesday after school after the Easter break.</li> </ul>
How can I test what my child knows?	Useful revision resources		How should my child prepare for GCSE's in Year 11?	
<ul style="list-style-type: none"> <li>Work through past papers and use mark scheme/compare to example answers (all found on SharePoint or AQA website)</li> <li>Ask your child to explain which features need to be in descriptive writing (e.g. personification, simile, metaphor) and in argumentative writing (e.g. statistics, expert opinion etc.)</li> <li>Check writing for punctuation, spelling and grammar. Discuss how effective word choices are.</li> <li>Talk to them about current events in the news and people's attitudes to these events. This will help them form their own viewpoint for Paper 2 Section B.</li> </ul>	<ul style="list-style-type: none"> <li>SenecaLearning.com</li> <li>BBC Bitesize</li> <li>CGP Workbooks (questions for students to answer to test knowledge)</li> <li>CGP/York Notes study guides (notes to read and remember)</li> <li>Quizlet (flashcards, mind maps etc)</li> <li>Get Revising (flashcards, mind maps, etc)</li> <li>You Tube: Mr Bruff videos.</li> <li>BBC News</li> </ul>		<ul style="list-style-type: none"> <li>Complete all homework set.</li> <li>Do 20 mins 3X per week on Seneca</li> <li>Each week write 1 paragraph of descriptive writing (find a picture and write 5 sentences about it including the techniques) or 1 paragraph of argumentative writing (use the questions on SharePoint and include one of the techniques to argue).</li> <li>Look at newspaper article and find examples of language e.g. adjective, pun, simile and explain to a parent the effect of the language.</li> <li>Look at newspaper articles and talk to your parent about your opinion. Which quotes from the article would you choose to show that you agree with this viewpoint?</li> </ul>	

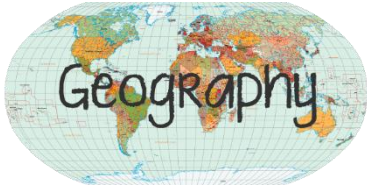
Name of subject: GCSE Spanish		Exam Board: AQA	Real Exam Expected Date: May-June 2023 Coursework Submission Date: N/A	
What exam content has been taught up to January 2023?	What coursework has been completed up to December 2022?	What exam content is left to teach?	What coursework is left to complete?	How will remaining work be taught?
<ul style="list-style-type: none"> <li>Modulo 1 Vacaciones</li> <li>Modulo 2 Mi vida en el insti</li> <li>Modulo 3 Mi gente y tecnología</li> <li>Modulo 4 Mi tiempo libre. Intereses e influencias</li> <li>Modulo 5 Ciudades</li> <li>Module 6 Fiestas y Costumbres</li> <li>Module 7 A currar</li> <li></li> </ul>	N/A	<ul style="list-style-type: none"> <li>Module 8 Hacia un mundo mejor <u>(in progress)</u></li> </ul>	N/A	<ul style="list-style-type: none"> <li>Predominantly in class time.</li> <li>Additional revision sessions may be needed for some students later in the year.</li> <li>Specific online tasks on Seneca and Active Learn</li> </ul>
How can I test what my child knows?	Useful revision resources		How should my child prepare for GCSE's in Year 11?	
<ul style="list-style-type: none"> <li>Quick knowledge quizzes (use Seneca, other online quizzes, exercise book)</li> <li>Work through past papers and use mark scheme/ compare to example answers in google form:</li> <li><a href="https://padlet.com/mr_d_velasco/spanish-gcse-mr-velasco-i0ibw0hr8pmg">https://padlet.com/mr_d_velasco/spanish-gcse-mr-velasco-i0ibw0hr8pmg</a></li> <li>Speaking questions modules 1-8</li> </ul>	<ul style="list-style-type: none"> <li>Revision guides, vocabulary online and past papers:</li> <li><a href="https://padlet.com/mr_d_velasco/spanish-gcse-mr-velasco-i0ibw0hr8pmg">https://padlet.com/mr_d_velasco/spanish-gcse-mr-velasco-i0ibw0hr8pmg</a></li> <li>SenecaLearning.com</li> <li>BBC Bitesize</li> <li>Get Revising (flashcards, mind maps, etc)</li> <li><a href="https://conjuguemos.com/">https://conjuguemos.com/</a></li> <li>Active Learn</li> <li>Past lesson Power Points on Share Point / Teams</li> <li>Linguascope</li> </ul>		<ul style="list-style-type: none"> <li>Complete all homework set.</li> <li>Do 20 mins 3X per week on Seneca</li> <li>Spend 15 minutes each day learning vocabulary.</li> <li>Once a week write 90 words (foundation) 150 words(higher) on the current topic</li> </ul> <p><b>Independent Learning</b></p> <ul style="list-style-type: none"> <li>Past papers in google form</li> <li>Active learn modules 1-8</li> <li>Revision guides (pdf)</li> <li>Consolidating vocabulary online: modules 1 to 8 <a href="https://padlet.com/mr_d_velasco/spanish-gcse-mr-velasco-i0ibw0hr8pmg">https://padlet.com/mr_d_velasco/spanish-gcse-mr-velasco-i0ibw0hr8pmg</a></li> </ul>	


<b>Name of subject: GCSE History</b>		<b>Exam Board: Edexcel 1H10</b>	<b>Real Exam Expected Date: May-June 2023 Coursework Submission Date: N/A</b>	
<b>What exam content has been taught up to January 2023?</b>	<b>What coursework has been completed up to December 2022?</b>	<b>What exam content is left to teach?</b>	<b>What coursework is left to complete?</b>	<b>Planned Revision Session Dates</b>
All topics <ul style="list-style-type: none"> <li>• Paper 1 – Crime and Punishment</li> <li>• Paper 2 – Elizabeth</li> <li>• Paper 3 - Germany</li> </ul>	N/A	N/A	N/A  	<ul style="list-style-type: none"> <li>• Predominantly in class time.</li> <li>• Additional revision following the Year 11 revision schedule.</li> <li>• Night before revision sessions.</li> </ul>
<b>How can I test what my child knows?</b>	<b>Useful revision resources</b>		<b>How should my child prepare for GCSE's in Year 11?</b>	
<ul style="list-style-type: none"> <li>• Quick knowledge quizzes (use Seneca, other online quizzes, exercise book)</li> <li>• Work through past papers and use mark scheme</li> <li>• BBC Bitesize</li> <li>• Historical Association website</li> <li>• Audicipi for Elizabeth</li> </ul>	<ul style="list-style-type: none"> <li>• SenecaLearning.com</li> <li>• BBC Bitesize</li> <li>• Edexcel GCSE revision guides</li> <li>• Edexcel GCSE Flashcards</li> <li>• AMVC revision resources (given in class)</li> <li>• GCSE Pods</li> <li>• Audicipi for Elizabeth</li> </ul> <p>All outlined in a letter home (with passwords) in January 2023.</p>		<ul style="list-style-type: none"> <li>• Complete all homework set.</li> <li>• Access to all the textbooks via SharePoint which also have plenty of exam practice throughout and an Exam Skills section at the end of each textbook for further guidance.</li> <li>• Create any revision resource which suits their style of learning-flashcards, mind maps etc.</li> <li>• A comprehensive guide which covers all of the examined topics we teach.</li> <li>• Ask for help!!</li> </ul>	

Name of subject: GCSE German		Exam Board: AQA	Real Exam Expected Date: May-June 2023 Coursework Submission Date: N/A	
What exam content has been taught up to January 2023?	What coursework has been completed up to December 2022?	What exam content is left to teach?	What coursework is left to complete?	How will remaining work be taught?
Module 1: Auf die Schule ( school ) Module 2: Zeit fur Freizeit ( freetime ) Module 3: Menschliche Beziehungen ( personal relationships ) Module 4: Willkommen bei mir ( house, home and technology ) Module 5: Ich liebe Wien ( speaking prep module ) Module 6: Im Urlaub und zu Hause ( holidays ) Module7: Rund um die Arbeit ( world of work ) Module 8: Eine Wunderbare Welt ( global issues )	N/A  	Revision of all units	Complete German reading and vocabulary booklets	<ul style="list-style-type: none"> <li>Predominantly in class time.</li> <li>Additional revision sessions may be needed for some students later in the year.</li> <li>Specific online tasks On Seneca and Active Learn</li> </ul>
How can I test what my child knows?	Useful revision resources		How should my child prepare for GCSE's in Year 11?	
<ul style="list-style-type: none"> <li>Quick knowledge quizzes (use Seneca, other online quizzes, exercise book)</li> <li>Work through past papers and use mark scheme/compare to example answers (all will be available on SharePoint/ Teams)</li> </ul>	<ul style="list-style-type: none"> <li>SenecaLearning.com</li> <li>BBC Bitesize</li> <li>Revision Booklets</li> <li>Quizlet (flashcards, mind maps etc)</li> <li>Get Revising (flashcards, mind maps, etc)</li> <li>Active Learn/ Kerboodle/</li> <li>Past lesson Power Points on Share Point / Teams</li> <li>Linguascope</li> </ul>		<ul style="list-style-type: none"> <li>Complete all homework set.</li> <li>Do 20 mins 3X per week on Seneca</li> <li>Spend 15 minutes each day learning vocabulary.</li> <li>Once a week write 90 words (foundation) 150 words(higher) on the current topic</li> </ul> <b>Independent Learning</b> <ul style="list-style-type: none"> <li>Complete reading booklet</li> <li>Complete vocabulary booklet</li> </ul>	

Name of subject: GCSE French		Exam Board: AQA 8658	Real Exam Expected Date: May-June 2023 Coursework Submission Date: N/A	
What exam content has been taught up to January 2023?	What coursework has been completed up to December 2022?	What exam content is left to teach?	What coursework is left to complete?	How will remaining work be taught?
<ul style="list-style-type: none"> <li>10Fr1 into 11Fr1: Self and family (module 1); Leisure (module 2); Celebrations and occasions (module 3); Local area (module 4); Holidays (module 5). School and work</li> <li>10Fr2 into 11Fr2: Self and family (module 1), leisure (module 2), Celebrations and occasions (module 3) Local area (module 4), holidays (module 5), school Mod 6</li> </ul>	N/A	11Fr1: environment, volunteering, big events (module 8) 11Fr2: future studies (module 7)/ environment, volunteering, big events (module 8)	N/A	<ul style="list-style-type: none"> <li>Predominantly in class time.</li> <li>Additional revision sessions may be needed for some students later in the year.</li> </ul>
How can I test what my child knows?	Useful revision resources		How should my child prepare for GCSE's in Y11?	
<ul style="list-style-type: none"> <li>Quick knowledge quizzes (use Seneca, Quizlet, exercise book, BBC Bitesize for French)</li> <li>Go through any content (previous and current topics, grammar, Knowledge Organisers etc.) that will be uploaded soon by their teachers on SharePoint and Microsoft Team</li> </ul>	<ul style="list-style-type: none"> <li>Pixl Independent Learning</li> <li>Seneca (curriculum revision); Quizlet (vocabulary revision)</li> <li>Text books</li> <li>Revision guides, booklets and Knowledge Organisers will be available on SharePoint and Microsoft team)</li> <li>Other: Active Learn/ FLA/Linguascope</li> </ul> <div data-bbox="983 892 1305 1125" data-label="Image"> </div>		<ul style="list-style-type: none"> <li>Complete all homework set.</li> <li>Do 20 mins 3X per week on Seneca/Active Learn/Quizlet/Linguascope</li> <li>Re-visit previous modules taught, to ensure knowledge of all topics are ongoing.</li> <li>Revise tenses using exercise books notes and booklets, knowledge organiser given (SharePoint and Microsoft team)</li> <li>To prepare them for their listening and reading exam:               <ul style="list-style-type: none"> <li>- Listening and Reading tasks will be available on Active learn</li> <li>- Coffee Break French (podcasts available on SharePoint and Microsoft team)</li> <li>- TV5 monde website – learning the language side</li> <li>- Past listening and listening papers and use mark scheme/ compare to example answers</li> <li>• To prepare them for their writing exam:                   <ul style="list-style-type: none"> <li>- Writing and translation booklet - Grammar / vocabulary / tenses / complex structure Knowledge Organisers. –</li> <li>- Past writing papers and use mark scheme/ compare to example answers.</li> <li>- To learn speaking answers from conversation sheets</li> <li>- Attend boosters Tuesday first break set 1 and Wednesday first break set 2</li> </ul> </li> </ul> </li> </ul>	




<b>Name of subject: GCSE Geography</b>		<b>Exam Board: AQA</b>	<b>Real Exam Expected Date:</b> Paper 1- May 2023; Paper 2- June 2023; Paper 3 - June 2023 <b>Coursework Submission Date: N/A</b>	
What exam content has been taught up to January 2023?	What coursework has been completed up to December 2022?	What exam content is left to teach?	What coursework is left to complete?	How will remaining work be taught?
<ul style="list-style-type: none"> <li>Paper 1 topics:  <b>Section A</b> - natural hazards, tectonic hazards, weather hazards, climate change  <b>Section B</b> - ecosystems, tropical rainforests, cold environments  <b>Section C</b> - UK physical landscapes, coasts</li> <li>Paper 2 topics:  <b>Section A</b>- urbanisation, LIC/NEE city- Lagos, UK city- London  <b>Section B</b> – Economic development overview. Nigeria economy.</li> </ul>	N/A  	Paper 2 topics: <b>Section B</b> - UK economy <b>Section C</b> - Resources overview Energy  Paper 3 topics: Preparation for pre-release (March 2023) Human fieldwork	N/A	<ul style="list-style-type: none"> <li>Predominantly in class time and targeted booklets.</li> <li>Additional revision sessions may be needed for some students later in the year</li> </ul>
How can I test what my child knows?	Useful revision resources		How should my child prepare for GCSE's in Y11?	
<ul style="list-style-type: none"> <li>Quick knowledge quizzes (use Seneca, other online quizzes, eg, BBC Bitesize, PiXL app, exercise book)</li> <li>Work through past papers and use mark scheme/ compare to example answers (all found on SharePoint)</li> </ul>	<ul style="list-style-type: none"> <li>SenecaLearning.com</li> <li>BBC Bitesize</li> <li>CGP Workbooks (questions for students to answer to test knowledge)</li> <li>Knowledge organisers (found on Sharepoint)</li> <li>Other revision materials (found on Sharepoint) to create mind maps, flash cards, revision clocks, etc</li> </ul>		<ul style="list-style-type: none"> <li>Complete all homework set</li> <li>Do 20 mins 3 times per week on Seneca</li> <li>Create a key terms glossary for the geographical terminology in each topic</li> <li>Complete practise exam papers</li> <li>Create a revision timetable- especially in the weeks leading up to mock exams and the real exams</li> </ul>	

<b>Name of subject: BTEC Travel and Tourism</b>		<b>Exam Board: BTEC</b>	<b>Real Exam Expected Date: n/a</b> <b>Coursework Submission Date:</b> May 2023	
<b>What exam content has been taught up to January 2023?</b>	<b>What coursework has been completed up to December 2022?</b>	<b>What exam content is left to teach?</b>	<b>What coursework is left to complete?</b>	<b>How will remaining work be taught?</b>
<ul style="list-style-type: none"> <li>Exams sat May 2022</li> </ul>	Unit 5 - Factors Affecting Worldwide Travel and Tourism. Unit 2 – UK Tourism Destinations	N/A	<ul style="list-style-type: none"> <li>Unit 3 - The Travel and Tourism Customer Experience.</li> </ul>	<ul style="list-style-type: none"> <li>Predominantly in class time and for homework.</li> </ul>
<b>How can I support my child at home</b>		<b>Useful resources</b>	<b>How should my child prepare for GCSE's in Year 11?</b>	
<ul style="list-style-type: none"> <li>Check with your child that work set on teams is being completed.</li> <li>Encourage the child to continue their work on assignments at home to ensure they meet deadlines.</li> </ul>		<ul style="list-style-type: none"> <li>Unit 3 textbook on SharePoint.</li> </ul> 	<ul style="list-style-type: none"> <li>Complete catch-up work and homework set.</li> <li>Pay close attention to coursework deadlines and attempt to complete work as early as possible.</li> <li>Check work for grammar and spelling errors.</li> </ul>	



<b>Name of subject: GCSE RE Short Course</b>		<b>Exam Board: Eduqas</b>	<b>Real Exam Expected Date: May-June 2023 Coursework Submission Date: N/A</b>	
<b>What exam content has been taught up to January 2023?</b>	<b>What coursework has been completed up to December 2022?</b>	<b>What exam content is left to teach?</b>	<b>What coursework is left to complete?</b>	<b>Planned revision session dates?</b>
<ul style="list-style-type: none"> <li>• Christian Beliefs</li> <li>• Hindu Beliefs</li> <li>• Relationships</li> </ul>	N/A	<ul style="list-style-type: none"> <li>• Life and death</li> </ul>	N/A	<ul style="list-style-type: none"> <li>• Easter revision sessions (invite only)</li> <li>• March and April Monday lunchtime revision sessions.</li> </ul>
<b>How can I test what my child knows?</b>	<b>Useful revision resources</b>		<b>How should my child prepare for GCSE's in Year 11?</b>	
<ul style="list-style-type: none"> <li>• Quick knowledge quizzes (use Seneca, and GCSE Bitesize)</li> <li>• Key word tests</li> <li>• Work through past papers and use mark scheme</li> <li>• Complete our revision activity booklets.</li> </ul>	<ul style="list-style-type: none"> <li>• Seneca</li> <li>• BBC Bitesize</li> <li>• A5 revision guides and revision booklets</li> <li>• Revise Edexcel GCSE (9-1) Religious Studies B Christianity and Islam Revision Guide. (Use Christianity section only)</li> </ul>		<ul style="list-style-type: none"> <li>• Complete all homework set.</li> <li>• Make flash cards for key words and definitions for all 4 topics</li> <li>• Create flash cards for sources of wisdom and authority for all 4 topics</li> <li>• Complete our revision activity booklets.</li> <li>• Practice past papers</li> </ul>	




<b>Name of subject: GCSE Economics</b>		<b>Exam Board: AQA</b>	<b>Real Exam Expected Date:</b> Paper 1 'How markets work' 17 May 2023 pm Paper 2 'How the economy works' 26 May 2023 pm <b>Coursework Submission Date: N/A</b>	
<b>What exam content has been taught up to January 2023?</b>	<b>What coursework has been completed up to December 2022?</b>	<b>What exam content is left to teach?</b>	<b>What coursework is left to complete?</b>	<b>How will remaining work be taught?</b>
<b>Paper 1</b> <ul style="list-style-type: none"> <li>Economic Foundations</li> <li>Price Determination</li> <li>Production, revenue, costs and profit</li> <li>Competitive and concentrated markets</li> <li>Market failure</li> </ul> <b>Paper 2</b> <ul style="list-style-type: none"> <li>Introduction to National Economy</li> <li>Government objectives</li> <li>Supply Side Policies</li> <li>Fiscal Policy</li> <li>Monetary Policy</li> <li>International trade and the global economy</li> <li>The role of money and financial markets</li> </ul>	N/A	Revision in lessons  	N/A	N/A
<b>How can I test what my child knows?</b>	<b>Useful revision resources</b>		<b>How should my child prepare for GCSE's in Year 11?</b>	
<ul style="list-style-type: none"> <li>Quick knowledge quizzes of key terms using each topic companion.</li> <li>Work through past papers and use mark scheme/compare to example answers.</li> <li>Test them using flashcards – all students have copies</li> </ul>	<ul style="list-style-type: none"> <li>Quizlet (flashcards, mind maps etc)</li> <li>Get Revising (flashcards, mind maps, etc)</li> <li>Tutor2u.net - multiple choice questions</li> <li>Topic companion – each student has a copy for each paper.</li> </ul>		<ul style="list-style-type: none"> <li>Complete all homework set.</li> <li>Use flashcards to practice key terms.</li> <li>Use the practice papers given to students and check answers on mark schemes also given out.</li> </ul>	

<b>Name of subject: BTEC Enterprise</b>		<b>Exam Board:</b> Edexcel	<b>Coursework Submission Dates:</b> Component 2 – Assignment 1 14 March 2023 Component 2 – Assignment 2 Presentation 12 – 14 March 2023	
<b>What exam content has been taught up to January 2023?</b>	<b>What coursework has been completed up to February 2023?</b>	<b>What exam content is left to teach?</b>	<b>What coursework is left to complete?</b>	<b>How will remaining work be taught?</b>
All the course – exam completed Feb 2023	<b>Component 1</b> – grade submitted to BTEC	n/a	<ul style="list-style-type: none"> <li>Three assignments for Component 2 including a presentation in March 2023 as part of Assignment 2.</li> <li>Students are currently preparing the business plan and pitch for Assignment 1 and 2 in Component 2</li> </ul>	<ul style="list-style-type: none"> <li>Predominantly in class time.</li> <li>Additional revision sessions may be needed for some students prior to the exam.</li> </ul>
<b>How can I test what my child knows?</b>		<b>Useful revision resources</b>		
<ul style="list-style-type: none"> <li>Quick knowledge quizzes (use Seneca, other online quizzes, exercise book)</li> <li>Work through past papers and use mark scheme/ compare to example answers (all found on SharePoint)</li> </ul>		<ul style="list-style-type: none"> <li>SenecaLearning.com</li> <li>Quizlet (flashcards, mind maps etc)</li> <li>Get Revising (flashcards, mind maps, etc)</li> </ul>		





<b>Name of subject: BTEC Sport</b>		<b>Exam Board:</b> Edexcel	<b>Real Exam Expected Date: N/A</b> <b>Coursework Submission Dates (Approx):</b> Unit 3 Assessment and Four Resubmissions by end of February 2023 Unit 6 Assignment 1 – 17 March 2023 Unit 6 Assignment 2 – 31 March 2023 Unit 6 Assignment 3 – Early May 2023	
<b>What exam content has been taught up to January 2023?</b>	<b>What coursework has been completed up to December 2022?</b>	<b>What exam content is left to teach?</b>	<b>What coursework is left to complete?</b>	<b>How will remaining work be taught?</b>
All Unit 1 – Fitness for Sport and Exercise	Unit 2 Practical Sports Performance  Unit 3 – Applying Principles of Training <ul style="list-style-type: none"> <li>- Assignment 1</li> <li>- Assignment 2</li> <li>- Assignment 3 (1<sup>st</sup> sub only)</li> </ul>	N/A  	<ul style="list-style-type: none"> <li>• Unit 3 Applying Principles of training Assignment 3 (resubmission) &amp; Assignment 4 (Resubmission)</li> <li>• 3 assignments for Unit 6 – Leadership in Sports</li> </ul>	<ul style="list-style-type: none"> <li>• Predominantly in class time.</li> <li>• Additional catch-up sessions will be on offer for any students that require.</li> </ul>
<b>How can I test what my child knows?</b>	<b>Useful revision resources</b>		<b>How should my child prepare for the remaining coursework in Year 11?</b>	
<ul style="list-style-type: none"> <li>• Quick knowledge quizzes on kahoot looking at training methods and applying principles of training</li> <li>• Discuss leaders, in a sporting context or wider life. Looking at both good and bad examples of leadership techniques, qualities, and characteristics.</li> </ul>	<ul style="list-style-type: none"> <li>• Amazon prime 'All or nothing' series giving an insight into elite sports teams and their leaders.</li> <li>• You tube – training methods, exercises, and sports leaders.</li> </ul>		<ul style="list-style-type: none"> <li>• Organise work around deadlines set to ensure they are met.</li> <li>• Use all time available in lessons to maximise levels achieved.</li> <li>• Use the feedback given by staff to achieve higher levels to reach their targets.</li> </ul>	

Name of subject: GCSE Art			Exam Board: AQA 8201	Real Exam Expected Date: 27/28 April 2023 Coursework Submission Date was: Unit 1 Feb 2023	
What exam content has been taught up to January 2023?	What coursework has been completed up to December 2022?	What work may have to be revisited	What exam content is left to teach?	What coursework is left to complete?	How will remaining work be taught?
N/A	<ul style="list-style-type: none"> <li>Main project (structure) – Recording ideas, Artist connections, Developing ideas and Final Outcome.</li> <li>Selection of other work – Abstract Project, Collage Portraits, Sweets and Treats Project.</li> </ul>	<ul style="list-style-type: none"> <li>Bits and Bobs project.</li> <li>Observational drawing.</li> <li>Artist research.</li> <li>Development of ideas.</li> <li>Refinement of ideas.</li> </ul> <p>Students were set tasks that covered ¾ of a full project up to the point of creating a final piece. These tasks will be added to the coursework portfolio and included for final assessment.</p>	N/A	<p>Students have created a portfolio of practical work which includes one full project meeting all 4 assessment objectives and a selection of other work.</p> <p>Students are currently working on their Externally Set Assignment which is a full project needing to cover all 4 assessment objectives. This is then completed on 27/28 April 2023 when students complete a 2 day practical exam producing a final piece. The portfolio will form 60% of the grade for the course. The Externally set assignment will form 40%. At present students have a checklist and are developing their responses. Students are approximately 50% through the prep work.</p>	<p>Students' individual ESA projects will be taught and developed during class time and homework time. We are also making the Art workshops available at lunchtime from Tuesday to Thursday and after school Tuesday and Thursday. Students are being given individual task sheets.</p>

## GCSE Art continued


How can I test what my child knows?	Useful revision resources	How should my child prepare for GCSE's in Year 11?
<ul style="list-style-type: none"> <li>• Students should be completing work on their portfolio each week.</li> <li>• You should be able to see a project develop clearly in terms of ideas, use of materials and artist connections.</li> <li>• A final piece will then be completed for the project.</li> </ul>	<ul style="list-style-type: none"> <li>• Tate.com</li> <li>• National gallery</li> <li>• Pinterest</li> <li>• BBC Bitesize</li> <li>• You Tube: Technique demonstrations.</li> </ul> <div data-bbox="824 544 1384 879" data-label="Image"> </div>	<ul style="list-style-type: none"> <li>• Complete all homework set. Students should spend 2 hours per week on their Art coursework.</li> <li>• Keep up to date with all work and meet all deadlines.</li> <li>• Demonstrate the best technical skills with each task.</li> <li>• Develop ideas clearly within sketchbooks.</li> <li>• Present work clearly within sketchbooks.</li> <li>• Review work based on feedback and make improvements each month.</li> </ul>

Name of subject: GCSE Textiles			Exam Board: AQA 8201	Real Exam Expected Date: 27 -28 April 2023 Coursework Submission Date was: Unit 1: Feb 2023	
What exam content has been taught up to January 2023?	What coursework has been completed up to December 2022?	What work may need to be revisited	What exam content is left to teach?	What coursework is left to complete?	How will remaining work be taught?
N/A	<ul style="list-style-type: none"> <li>• Natural form project.</li> <li>• Drawing, Hand stitching, printing and freestyle stitching.</li> <li>• Abstract practical – extension tasks may have also been completed.</li> <li>• Mola samples, applique and colour onto fabric – extension tasks may also have been completed.</li> <li>• Partly or completed final piece for abstract project.</li> </ul>	<ul style="list-style-type: none"> <li>• Abstract project.</li> <li>• Observational drawing.</li> <li>• Artist research.</li> <li>• Development of ideas. Practical experiments and development.</li> <li>• Refinement of ideas.</li> <li>• Final piece to be revisited.</li> </ul> <p>Students were set tasks that covered <math>\frac{3}{4}</math> of a full project up to the point of creating a final piece. These tasks will be added to the coursework portfolio and included for final assessment.</p>	N/A	<p>Students have created a portfolio of practical work which includes one full project meeting all 4 assessment objectives and a selection of other work.</p> <p>Students are currently working on their Externally Set Assignment which is a full project needing to cover all 4 assessment objectives. This is then completed on 27/ 28 April 2023 when students complete a 2 day practical exam producing a final piece. The portfolio will form 60% of the grade for the course. The Externally set assignment will form 40%. At present students have a checklist and are developing their responses. Students are approximately 50% through the prep work.</p>	<p>Students' individual ESA projects will be taught and developed during class time and homework time. We are also making the Art workshops available at lunchtime from Tuesday to Thursday and after school Tuesday and Thursday. Students are being given individual task sheets.</p>

## GCSE Textiles continued

How can I test what my child knows?	Useful revision resources	How should my child prepare for GCSE's in Year 11?
<ul style="list-style-type: none"><li>• Students should be completing work on their portfolio each week.</li><li>• You should be able to see a project develop clearly in terms of ideas, use of materials and artist connections.</li><li>• A final piece will then be completed for the project.</li></ul>	<ul style="list-style-type: none"><li>• Tate.com</li><li>• National gallery</li><li>• Pinterest</li><li>• BBC Bitesize</li><li>• You Tube: Technique demonstrations.</li><li>• Textilesstudent.org</li><li>• Student guide booklet for Textiles.</li></ul>	<ul style="list-style-type: none"><li>• Complete all homework set. Students should spend 2 hours per week on their Textiles coursework.</li><li>• Keep up to date with all work and meet all deadlines.</li><li>• Demonstrate the best technical skills with each task.</li><li>• Develop ideas clearly within sketchbooks.</li><li>• Present work clearly within sketchbooks.</li><li>• Review work based on feedback and make improvements each month.</li></ul>

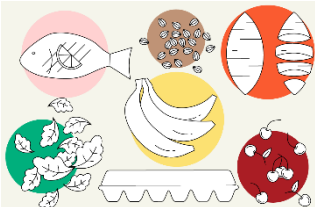



Name of subject: GCSE Drama			Exam Board: OCR	<b>Real Exam Expected Date:</b> Presenting and Performing Texts (practical exam) – Thursday 9 March 2023 Performance and Response (written exam) – Monday 15 May 2023 <b>Coursework Submission Date was:</b> 17 December 2022	
What exam content has been taught up to January 2023?	What coursework has been completed up to December 2022?	What work may need to be revisited?	What exam content is left to teach?	What coursework is left to complete?	How will remaining work be taught?
<ul style="list-style-type: none"> <li>Presenting and Performing Texts – a scripted exam unit where students are working in groups to complete a performance</li> <li>Opening, scene 1 and climax scene staged at this point</li> <li>Examination in March 2023 (30% of overall GCSE)</li> <li>2 questions of the 4 completed on the Concept Pro Forma (which accompanies the practical)</li> </ul>	<p>Students have completed their Devising Drama Portfolio.</p> <p>Students have responded to feedback to make improvements.</p> <p>Completed versions were submitted December 2022</p>	<p>'Blood Brothers' by Willy Russell, the completion of the revision booklet after studying the play and watching the clip.</p> <p>Watching 'Wonder.land' their Live Theatre piece for Section B of their written exam. Content was revisited in September-October 2022.</p> <p>All the resources are available on the Drama student area on SharePoint</p>	<p>Completion of scripted practical unit</p> <p>Revision of 'Blood Brothers' and 'Wonder.land' (written examination)</p>	<p>Any students who requires extra intervention will be identified by the Head of Drama and communicated with.</p> <p>Concept Proforma - scripted exam written task (completed in lessons in exam conditions)</p> 	<p>In class and resources also available online</p> <p>Students will need to rehearse Presenting and Performing Texts (their scripted group unit) outside of the classroom as well. Studios available for rehearsal every break and after school until 4.15 pm</p> <p>Revision sessions ran on Tuesdays until 29 January 2023</p>





## Name of subject: GCSE Drama continued


How can I test what my child knows?	Useful revision resources	How should my child prepare for GCSE's in Year 11?
<ul style="list-style-type: none"> <li>• Quick knowledge quizzes</li> <li>• Work through past papers and use mark scheme/ compare to example answers (all found on SharePoint in the GCSE Drama section)</li> <li>• Testing them on their lines / helping them learn them:</li> <li>• <b>The blank paper technique</b> Placing a blank piece of paper over the monologue and learning one line at a time</li> <li>• <b>The cue card technique</b> Handwriting the monologue in 5 equal sections onto 5 separate cue cards and learning each section one at a time</li> <li>• <b>Testing</b> A parent/carer follows the monologue script as you read it, they stop you if you make a mistake</li> </ul>	<ul style="list-style-type: none"> <li>• BBC Bitesize</li> <li>• Get revising website for drama cue cards for revision</li> <li>• Sharepoint GCSE Drama revision area</li> <li>• The GCSE Drama revision guide that Miss Maher and Mrs Clennett have given all students</li> </ul>	<ul style="list-style-type: none"> <li>• Complete all homework set (line learning / written examination homework)</li> <li>• Complete the GCSE Drama revision cards made for 'Blood Brothers'</li> <li>• Watch the 'Blood Brothers' play on YouTube</li> <li>• Watch 'Wonder.land' on Drama Online Library (students have the log in details)</li> <li>• Make notes on performance techniques (cue card per technique, or brainstorm per area of focus, ie lighting)</li> </ul>

<b>Name of subject: GCSE Food Preparation and Nutrition</b>			<b>Exam Board: AQA</b>	<b>Real Exam Expected Date: June 2023 Coursework Submission Date: March 2023</b>	
What exam content has been taught up to January 2023?	What coursework has been completed up to December 2022?	What work may need to be revisited?	What exam content is left to teach?	What coursework is left to complete?	How will remaining work be taught?
<ul style="list-style-type: none"> <li>Macro and micro nutrients</li> <li>Cooking methods</li> <li>Food safety</li> </ul> <p>These topics make up around 80% of the questions on the exam paper.</p>	<p>NEA1 Should be complete. NEA2 Research, analysis of ideas, 3 trial dishes and final dishes should all be complete.</p>	<ul style="list-style-type: none"> <li>Food labelling and packaging</li> <li>Sensory Analysis</li> <li>Food provenance</li> <li>Sustainability</li> <li>Food choices</li> </ul> <p>These topics make up around 20% of the questions on the exam paper.</p>	<p>Nothing new to be taught. All exam topics will be revise.</p> 	<p>The NEA2 coursework is ongoing.</p> <ul style="list-style-type: none"> <li>Final deadline: 9 March 2023</li> </ul>	<ul style="list-style-type: none"> <li>Predominantly in class time.</li> <li>Additional revision sessions may be needed for some students later in the year.</li> </ul>
How can I test what my child knows?		Useful revision resources		How should my child prepare for GCSE's in Year 11?	
<ul style="list-style-type: none"> <li>Quizzes use Seneca,</li> <li>Work through past papers and use mark scheme/ compare to example answers (all found on SharePoint)</li> <li>When you are cooking tea, ask your child to explain what is happening to the ingredients in that particular dish. For example. Why is that sauce going thick?</li> </ul>		<ul style="list-style-type: none"> <li>SenecaLearning.com</li> <li>BBC Bitesize</li> <li>CGP Workbooks (questions for students to answer to test knowledge)</li> <li>Get Revising (flashcards, mind maps, etc)</li> <li>Illuminate digital text book. Students have their own login</li> </ul>		<ul style="list-style-type: none"> <li>Hand in all NEA2 work on the deadline date.</li> <li>Do 20 mins 3 X per week on Seneca</li> <li>Spend 10 minutes each week explaining to a parent about a specific ingredient, for example flour.</li> </ul>	


Name of subject: Music BTEC First Award		Exam Board: Edexcel	Real Exam Expected Date: n/a Coursework Submission Date: see below
What exam content has been taught up to January 2023?	What coursework has been completed up to December 2022?	What coursework is left to complete?	How will remaining work be taught?
Unit 1 – The Music industry	Unit 5 – Music Performance OR 	<b>Unit 2 – “Managing a Music Product”</b> <ul style="list-style-type: none"> <li>Students have their performance exam for on <b>21 March 2023</b>.</li> <li>Following this they have until <b>2 April 2023</b> to submit all remaining coursework.</li> </ul> <b>Unit 4 – Composition</b> <ul style="list-style-type: none"> <li>Deadline for all work – <b>1 May 2023</b></li> </ul>	<ul style="list-style-type: none"> <li>In class time and homework</li> </ul>
How can I test what my child knows?	Useful revision resources	How should my child prepare for coursework in Year 11?	
n/a	n/a	<ul style="list-style-type: none"> <li>Students should make use of any available time in school. They can use break times to rehearse and complete work</li> <li>As students are working in a group it is vital that they communicate frequently with their group members.</li> <li>Students should refer carefully to their assignment brief to ensure that all necessary work has been included. This will also have been discussed in class.</li> </ul>	

Name of subject: GCSE Design and Technology (50% coursework and 50% exam)			Exam Board: Eduqas	Real Exam Expected Date: June 2023 Coursework Submission Date: April 2023	
What exam content has been taught up to January 2023?	What coursework has been completed up to December 2022?	What work may need to be revisited?	What exam content is left to teach?	What coursework is left to complete?	How will remaining work be taught?
<ul style="list-style-type: none"> <li>Chapter 1-20, notes were recorded, end of chapter homework and tests were completed, along with end of unit tests.</li> <li>This covers the core area of the exam which is worth around 70%</li> </ul> 	N/A	<p>March – June: Students completed a range of tasks to prepare for their coursework task.</p> <p>NEA – The coursework titles were given out on 3 June.</p> <p>Students should have reviewed each title and identified a range of proposals. Students should then have selected a chosen idea and complete the following page</p> <ul style="list-style-type: none"> <li>- Brief</li> <li>- Target Market</li> <li>- Product Analysis</li> <li>- Designer Influence</li> <li>- Specification</li> </ul>	<ul style="list-style-type: none"> <li>-Chapter 21-22 core principles.</li> <li>-Specialist technical principles</li> </ul> <p>Paper and Board:24-26</p> <p>Timber Based Materials: 27-29</p> <p>We cover both these areas to allow students different options when answering the specialist area questions, they will answer questions on one of the above.</p> <ul style="list-style-type: none"> <li>-Students will revisit each chapter with theory tests and exam style questions. These topics make up around 30% of the final exam grade.</li> </ul>	<ul style="list-style-type: none"> <li>Section 2 – Initial ideas(drawings) x10, final design, CAD Drawing (30 October)</li> <li>Section 3 – Break down of design with tests on each section, review materials, finishes and processes, Final drawing, parts list, annotation of all work (18 December)</li> <li>Section 4 – Making of final piece, presentation of final piece, improvements of final piece (19 February)</li> <li>Evaluations, review spec, remark improved model (9 April)</li> <li>Final Deadline (26 April)</li> </ul>	<ul style="list-style-type: none"> <li>Predominantly in class time.</li> <li>Additional revision sessions may be needed for some students later in the year.</li> <li>Work to be completed out of lesson. Deadlines are in place and all work is ongoing. These deadlines need to be met to ensure students reach their full potential. Coursework makes up 50% of the final grade.</li> </ul>
How can I test what my child knows?		Useful revision resources		How should my child prepare for GCSE's in Y11?	
<ul style="list-style-type: none"> <li>Homework tasks/End of unit tests (use Seneca, other online quizzes, exercise book)</li> <li>Work through past papers and use mark. These will be written in line with the specialist areas that we are covering. Exam questions can be found on the Eduqas website.</li> <li>Scheme/ compare to example answers (all found on SharePoint)</li> </ul>		<ul style="list-style-type: none"> <li>SenecaLearning.com</li> <li>BBC Bitesize</li> <li>CGP Workbooks (questions for students to answer to test knowledge)</li> <li>CGP/York Notes study guides (notes to read and remember)</li> <li>Quizlet (flashcards, mind maps etc)</li> <li>Get Revising (flashcards, mind maps, etc)</li> </ul>		<ul style="list-style-type: none"> <li>Complete all homework set.</li> <li>Do 20 mins 3X per week extra out of lesson on coursework</li> <li>Review/read over theory notes.</li> <li>Meet all deadlines</li> </ul>	

Name of subject: OCR C Nat Level 2 Engineering			Exam Board: OCR J841	Real Exams Expected Date: 9 January 2023 and 15 May 2023 Coursework Submission Date: Final coursework submission: 24 March 2023	
What exam content has been taught up to January 2023?	What coursework has been completed up to December 2022?		What exam content is left to teach?	What coursework is left to complete?	How will remaining work be taught?
<b>R105 – Design Briefs, Specifications &amp; User Requirements;</b> <b>LO1:</b> <ul style="list-style-type: none"> <li>The Design Cycle</li> <li>Identify phase</li> <li>Design Phase</li> <li>Optimise Phase</li> <li>Validate Phase</li> </ul> <b>LO2:</b> <ul style="list-style-type: none"> <li>Requirements of a Design Specification</li> </ul> <b>LO3:</b> <ul style="list-style-type: none"> <li>Wider influences on new Products</li> <li>Market influences</li> <li>Legislative design requirements</li> </ul>	<b>R106 – Product Analysis and Research –</b> investigating an engineered product, presenting findings as a written report.  Elements of the exam also form part of the coursework, so students understanding of exam content has been further developed through completing coursework tasks.	<b>R107 – Developing &amp; Presenting Engineering Designs;</b> <ul style="list-style-type: none"> <li>Initial ideas</li> <li>CAD tutorials (Sketchup &amp; Fusion 360) and practice exercises</li> <li>Drawing techniques including 2D and 3D</li> </ul> 	<b>R105 – Design Briefs, Specifications &amp; User Requirements;</b> <ul style="list-style-type: none"> <li><b>LO1/LO2/LO3</b> Revision and reinforcement in preparation for exam dates</li> </ul>	<ul style="list-style-type: none"> <li><b>R108 – 3D Design Realisation –</b> Manufacture of a Machine vice with supporting Written report <b>Due March 2023</b></li> </ul>	<ul style="list-style-type: none"> <li>Predominantly in class time.</li> <li>Coursework can be completed at home and elements will be set as homework.</li> <li>Additional revision resources and support provided through <b>Sharepoint, Teams</b> and a revision guide that includes theory and exercises to complete.</li> </ul>
How can I test what my child knows?		Useful revision resources		How should my child prepare for GCSE's in Y11?	
<ul style="list-style-type: none"> <li>Work through past papers and use the corresponding mark schemes provided (all found in the R105 folder on SharePoint)</li> <li>Quizzes using the R105 Revision guide – test their understanding of keywords and technical terms &amp; key topics.</li> </ul>		<ul style="list-style-type: none"> <li>R105 exam revision guide available via SharePoint and a printed copy for students.</li> <li>TechnologyStudent.com – Revision resources for Engineering and other DT subjects</li> <li>R105 revision resources including lesson slides, past papers, video clips and more available online via SharePoint</li> <li>OCR Cambridge Nationals website – Past Papers, Sample Assessments and Mark schemes can be downloaded from the Exam Board website directly.</li> </ul>		<ul style="list-style-type: none"> <li>Complete all assigned homework tasks, these may be submitted via Teams or to teachers directly.</li> <li>Complete all assigned coursework activities within deadlines, which will be set in advance on Teams. These may be submitted via Teams or printed and handed to teachers directly.</li> <li>R105 Revision guide activities – 30 minutes each week</li> <li>Mind Mapping, revision cards or posters on key R105 topics which can be used to test knowledge and complete past papers.</li> </ul>	

Name of subject: GCSE Computer Science			Exam Board: OCR J277	Real Exam Expected Date: May-June 2023 Coursework Submission Date: N/A	
What exam content has been taught up to January 2022?	What coursework has been completed up to December 2021?	What work was set during school closure (and may have to be revisited)	What exam content is left to teach?	What coursework is left to complete?	How will remaining work be taught?
Unit 1 1.1 System Architecture Memory and storage Computer networks connections and protocols Network security Systems software	There is no coursework in this subject however students are required to undertake programming tasks to solve problems.	<ul style="list-style-type: none"> <li>Unit 1 Data storage and conversion</li> <li>Unit 2 Boolean Logic</li> </ul> 	Unit 1 1.6 Ethical, legal, cultural, and environmental impacts of digital technology  Unit 2 2.5 Characteristics of languages, translators, and compilers	N/A	<ul style="list-style-type: none"> <li>During Lessons</li> <li>Additional revision sessions may be needed for some students later in the year.</li> </ul>
How can I test what my child knows?			Useful revision resources		How should my child prepare for GCSE's in Year 11?
<ul style="list-style-type: none"> <li>Quick knowledge quizzes (use Seneca, other online quizzes)</li> <li>Work through past papers and use mark scheme/ compare to example answers (all found on SharePoint)</li> <li>Test knowledge of key terminology (listed on Class Notebook)</li> </ul>			<ul style="list-style-type: none"> <li>Seneca Learning.com</li> <li>Online Smart Revise</li> <li>BBC Bitesize</li> <li>CGP Workbooks (questions for students to answer to test knowledge)</li> <li>PG online GCSE Computer Science textbook</li> <li>Quizlet (flashcards, mind maps etc)</li> <li>Get Revising (flashcards, mind maps, etc)</li> <li>You Tube: Craig and Dave videos</li> </ul>		<ul style="list-style-type: none"> <li>Complete all homework set.</li> <li>Do 20 mins 3 x per week revision starting as early as possible. This can include: <ul style="list-style-type: none"> <li>Seneca Learning</li> <li>Online Smart Revise – mixture of quiz, terms, and advanced questions</li> <li>making revision mind maps</li> <li>making and going through flashcards</li> <li>completing past exam papers</li> <li>practice writing code by hand to solve problems (tasks can be found on Class Notebook)</li> </ul> </li> </ul>



Name of subject: OCR Cambridge Nationals in IT		Exam Board: OCR	Real Exam Expected Date: 15 May 2023 if resit required	
What exam content has been taught up to January 2023?	What coursework has been covered?	What content is left to be covered?	Any intervention required?	How will remaining work be taught?
R012 Understanding tools, techniques, methods and processes for technological solutions, sat in January 2023	R013 Developing technological solutions, sat in May 2022  	All covered unless exam resit required. Result will come out on 16 March 2023	None unless resit required	<ul style="list-style-type: none"> <li>• Revision of all exam sections up to exam</li> <li>• Lunch/after school revision sessions</li> </ul>
How can I test what my child knows?	Useful revision resources		How should my child prepare for GCSE's in Year 11?	
<ul style="list-style-type: none"> <li>• Use sections LO1, LO3, LO4, and LO6 from textbook provided for home revision, identify what is understood</li> <li>• Use provided revision book to revise sections for the exam</li> <li>• Use provided past paper exams and mark schemes to identify exam technique</li> </ul>	<ul style="list-style-type: none"> <li>• Dynamic learning resources</li> <li>• Textbook provided to students at home</li> <li>• Online revision book provided to students</li> <li>• Quizziz website provides a range of quizzes on course content</li> </ul>		<ul style="list-style-type: none"> <li>• Complete all homework set.</li> <li>• Create revision material for each exam topic (PP's, mind maps, notes, leaflets) The process of actually creating the material will help them remember it</li> <li>• Complete Past paper questions</li> <li>• Use revision book to complete activities</li> </ul>	

## The Importance of Revision

Education is the passport to the future, for tomorrow belongs to those who prepare for it today

Malcolm X

I may not be there yet but I'm closer than I was yesterday.

Success is 10% inspiration and 90% perspiration.



# Make a clear revision plan

	Monday	Tuesday	Wednesday	Thursday	Friday
Lunchtime	English		Physics		
6.30 pm – 7.30 pm	Chemistry Maths History		Biology Languages History		

	Saturday	Sunday
9.00 am – 10.00 am	Mathswatch English RE	
12.30 pm – 1.30 pm		Physics English
3.00 pm – 4.00 pm	Biology English PE	
6.00 pm – 7.00 pm		PE Languages



This example is based on students attending school full time and following a full timetable. The activities here show time spent outside of lessons that could be spent doing additional revision. We recommend that students spend 20-30 minutes per subject and between 1 hr and 1 ½ hours at a time. Regular revision rather than nothing followed by a 5 hour 'binge' is best.

# Retrieval Practice

A key part of revising is the ability to recall information about a topic from your long-term memory. By recalling it and thinking about it again, you develop deeper learning and strengthen your long-term memory.



## What is retrieval practice?

- Retrieval practice is any strategy that involves pupils retrieving material that they have previously learned from their long-term memory.



## What are the benefits of retrieval practice?

Retrieval practice can be said to have the following benefits:

1. Strengthens memory and so forgetting is less likely to occur in the long-term. Retrieval practice has been identified as being the most effective strategy for long-term memory in many studies and papers.
2. Identifies gaps in pupils' learning as it forces them to examine their learning. This prevents overconfidence of learning, improves meta-cognition and can be used to guide independent study.
3. Improves understanding of material.
4. Improves transfer of knowledge to new concepts.
5. Can also be used to guide future instruction.
6. Reduces test anxiety as pupils feel more confident in their knowledge and also because it reduces the need for 'cramming'.



## Strategy 1—Retrieval practice grids:

- The grid is filled with questions on topics covered previously.
- Pupils get different amounts of points for answering different questions with more points being awarded for answering questions on topics that were taught a longer time ago.
- It is important to note that this does not make the retrieval practice a competition because as previously discussed, this would increase the 'stakes'. It is instead used to ensure that all pupils answer enough questions/ access a good level of challenge. For example, you can tell pupils that they all have to get a minimum of 10 points and they can choose the make up of this. This keeps stakes low while rewarding pupils for answering questions on 'older' topics.

What is the name of the memory type that holds frequently used data and instructions?	What is a brute force attack?	How many bits of storage is used in each character in an ASCII character set?	Convert the hexadecimal number D6 to binary.
Name 2 different utility software types.	Convert the binary number 01110101 to denary.	Which component of the CPU is in charge of handling calculations and logic?	List 3 different network protocols.
What is an overflow error?	What is the difference between a hub and a switch?	What is the name of psychologically tricking someone to give up personal information?	Is ROM volatile or non-volatile?

1 Point (Last week)

2 Points (Last term)

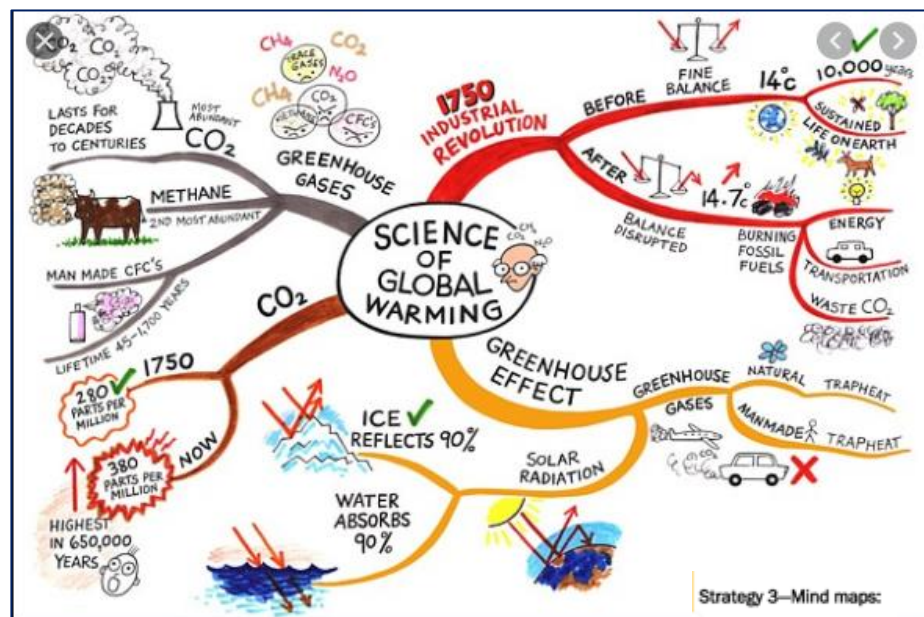
3 Points (A year ago)

## Strategy 2—Thinking and linking grids:

- Pupils roll two dice to identify words/terms.
- They then do this again to identify a second word and have to then write down how the two words/terms link together.

	1	2	3	4	5	6
1	Scrooge	Light	Tiny Tim	Marley's chains	Memory	Forgiveness
2	Family	The Ghost of Christmas Yet to Come	Scrooge as a school boy	Martha Cratchit	Fan	Peter Cratchit
3	Gratitude	Christmas	Reform	Poverty	Cold	The Ghost of Christmas Past
4	Marley's ghost	The charity collectors	Bob Cratchit	Ignorance and Want	Mrs Cratchit	Generosity
5	Hope	The Ghost of Christmas Present	Compassion	The workhouse	Redemption	Fezziwig
6	Repentance	Isolation	Belle	Responsibility	Fred	Guilt

## Strategy 3—Mind maps:



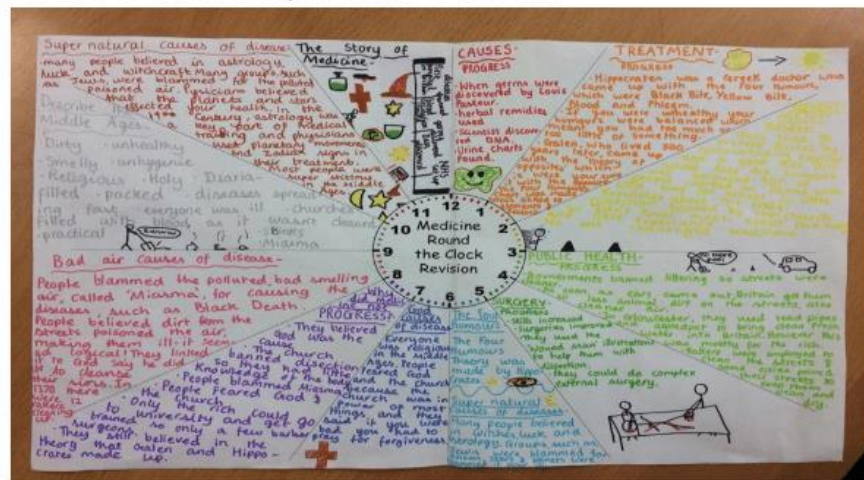
Strategy 3—Mind maps:

## Strategy 5—Quizzes:

- This can include 10 questions for pupils to answer on one or a mix of topics.
- A range of question types can be used including short-answer, exam style questions, multiple choice questions and basic tasks.
- Quiz questions can also be used for home-work.

R+Juliet	1. What is described as "such sweet sorrow"? (1)
ACC Carol	2. What does Scrooge want to do to the "surplus population"? (1)
AI Calls	3. What imperative verbs does Mrs B use to the inspector? (1)
Poetry	4. What do the sentries do in 'Exposure'? (1)
Lang P1	5. P1Q5: Give another verb to describe someone walking quickly (1)
R+Juliet	6. What describes how the love has come from Juliet's "only hate"? (1)
ACC Carol	7. How did Marley create the "chain" in life? (1)
AI Calls	8. What does Mrs Birling not believe Eva would do with money? (1)
Poetry	9. How is the speaker in COMHistory making his identity? (1)
Lang P2	10. P2Q3: Identify the verb: "I cautiously entered the house" (1)

- Pupils are given a sheet split into 12 sections. Each section is about one aspect of a topic. Pupils have 5 minutes to recall everything they know about that aspect of the topic. They then have to move on to another aspect/section of the sheet.



## Strategy 14—Give me five:

- Pupils have to state 5 of each of the aspects in the table.

1	2	3	4	5
Things about job production				
Things about batch production				
Things about flow production				
Impacts of technology on production				
Words associated with suppliers/procurement				
Things about just-in-case stock control				
Things about just-in-time stock control				
Things about quality control				
Things about quality assurance				
Qualities of a good supplier				



# Practice Questions

The second thing we would strongly encourage is practice questions. You could use online resources like Seneca learning and Mathswatch to practice short answer questions or find practice papers on exam board websites. The former provide answers so students get immediate feedback. The latter would require students to also use the mark scheme to mark their own answers.



## Exam Board Practice Papers

Subjects / English / GCSE / English Language (8700) / Assessment resources

### Assessment resources

Search resources

Clear all filters

Resource type (1)

- ☐ Answers and commentaries (47)
- ☐ Centre declaration sheets (4)
- ☐ Examiner reports (14)
- ☐ Grade descriptors (47)
- ☐ Mark schemes (10)
- ☐ Notes and guidance (7)
- ☒ Question papers

Component

Exam Series

Newest first Page [1](#) [2](#) [3](#) > Items per page 20

Question papers

Showing 46 results

Question paper: Paper 2 Writers' viewpoints and perspectives - November 2018  
Published 4 Sep 2019 | PDF | 273 KB

Insert: Paper 1 Explorations in creative reading and writing - November 2018  
Published 4 Sep 2019 | PDF | 124 KB

Question paper: Paper 1 Explorations in creative reading and writing - November 2018  
Published 4 Sep 2019 | PDF | 516 KB

Question paper (Modified A4 18pt): Paper 2 Writers' viewpoints and perspectives - November 2018  
Published 4 Sep 2019 | PDF | 551 KB

Question paper (Modified A3 36pt): Paper 2 Writers' viewpoints and perspectives - November 2018  
Published 4 Sep 2019 | PDF | 207 KB

0 1

Read again the first part of **Source A** from lines 1 to 10.

Choose **four** statements below which are **true**.

- Shade the **circles** in the boxes of the ones that you think are **true**.
- Choose a maximum of **four** statements.
- If you make an error cross out the **whole box**.
- If you change your mind and require a statement that has been crossed out then draw a circle around the box.

[4 marks]

- A** Most people in Britain ride a bike regularly. ☐
- B** Most UK cyclists are pleased about the number of dangerous incidents on the roads. ☐
- C** The writer has never had a dangerous incident whilst cycling. ☐
- D** The writer lives in south-east London. ☐
- E** As the car passed, the writer did not swerve. ☐
- F** The writer soon caught up with the driver. ☐
- G** The writer thought the driver's actions had been pointless. ☐
- H** It is rare to meet dangerous drivers whilst cycling. ☐

## Mathswatch

MathsWatch

Higher questions - Iteration and recursive processes

Question Progress Homework Progress

A sequence of numbers is formed by the iterative process  $x_{n+1} = (x_n)^2 - x_n$

a) Describe the sequence of numbers when  $x_1 = 1$   
Show working to justify your answer.  
When  $x_1=1$  the sequence is repeated 0s  
 $x_2 = (1)^2 - 1 = 0$   
 $x_3 = (0)^2 - 0 = 0$

b) Describe the sequence of numbers when  $x_1 = -1$   
Show working to justify your answer.  
When  $x_1=-1$  the sequence is repeated 2s  
 $x_2 = (-1)^2 - 1 = 0$   
 $x_3 = (0)^2 - 0 = 0$

c) Work out the value of  $x_2$  when  $x_1 = 1 - \sqrt{2}$   
 $2 - \sqrt{2}$

Charitable and social

- Jekyll is a "charitable man", and a sociable man compared to Utterson and Enfield.
- He holds dinner parties and he is well-known in the community for his reputable character. He behaves in a socially acceptable way, and he is very aware of how other people see him, especially amongst the upper class.
- He is described as carrying "his head high" in public and he seeks approval from others.

Complete these quotes describing Jekyll:

- 1 "Charitable man"
- 2 Carries "his head high" in public
- 3 Puts on "a more commonly grave" before the public
- 4 Feels a "morbid sense of shame"
- 5 Has committed to "a profound duplicity of life"

## Seneca Learning




# Revision Books You Could Buy

Students will have plenty of access to free revision materials. However, if you would like to buy additional resources, then there are plenty available.

Just check that you have material for the new 9-1 grading system and you have the right exam board. Check with individual teachers to see whether they would recommend one supplier over another.

This kind of material is good for students who like re-reading information or highlighting key facts.



This kind of material is good for students who want to work through questions to memorise key information.

