


2025



SUNDAY
20TH-
WEDNESDAY
23RD JULY
2025


DISNEYLAND PARIS

LET'S GO!



SUNDAY 20TH

JULY



Travel day

Sunday 20th 2.15am- Group to meet at school

2.45am- depart via coach to Dover ferry terminal

7.15am- Dover check in

10.15am- Ferry departs for Calais

12.45pm- arrival at Calais

5pm- arrival to Hotel and check in


6pm- Evening meal at the hotel

7pm-9pm- Disney Village



© Disney

ACCOMMODATION





Accommodation

Campanile Val de France a Disneyland Paris

10 Avenue de la Fosse des Pressoirs, Magny Le Hongre, Marne La Vallee,
France, 77700

Located in Val de France just outside of Disneyland Resort Paris. There is a free, regular shuttle bus every 15-20 minutes from the hotel to the Disney parks. The nearest RER station is Disneyland Paris with direct train links to central Paris in 45 minutes.





Rooming

Rooms hold 3-4 students

There are some smaller rooms




Once accommodation lists are sent by the company, I will meet with students to confirm their room requests and then inform you as parents

All rooms are single sex



MONDAY
21ST JULY



Monday



© Disney

Walt Studios

Monday



8am (local time)- Continental breakfast served

9am Depart for Disney park using shuttle service

10am Entry to Disney Studios for full day of fun

5pm meet for entry to Disneyland Paris

Students can explore the park and then meet at 8.30pm for the fireworks

10pm coach to collect for Hotel

Monday




© Disney

List of rides at Walt Disney Studios

Animation Academy
Avengers Assemble: Flight Force
Cars Quatre Roues Rallye
Cars ROAD TRIP
Crush's Coaster
Disney Studio 1
Les Tapis Volants – Flying Carpets Over Agrabah®
RC Racer
Ratatouille: The Adventure
Slinky® Dog Zigzag Spin
Spider-Man W.E.B. Adventure
The Twilight Zone Tower of Terror
Toy Soldiers Parachute Drop

TUESDAY
22ND JULY



// • ★ **Tuesday** • ★



© Disney

Disneyland Park //

Tuesday



© Disney

8am (local time)- Continental breakfast served

9am Depart for Disney park using coach

10am Entry to Disneyland Park for full day of fun

7.30pm meet for return to hotel

8.30pm Evening meal served at hotel

Then packing and sleep

Tuesday




List of rides at Disneyland Park

1. Disneyland Railroad – Main Street Station
2. Horse-Drawn Streetcars
3. Main Street Vehicles
4. Statue of Liberty Tableau
5. Dapper Dan's Hair Cuts
6. Phantom Manor
7. Thunder Mesa Riverboat Landing
8. Rustler Roundup Shootin' Gallery
9. Big Thunder Mountain
10. Pocahontas Indian Village
11. The Chaparral Theater
12. Disneyland Railroad – Frontierland Depot
13. La Cabane des Robinson
14. Pirates Beach



Tuesday

1. Indiana Jones and the Temple of Peril
2. Adventure Isle
3. Pirates of the Caribbean
4. Sleeping Beauty Castle
5. La Taniere du Dragon
6. Snow White and the Seven Dwarfs
7. Pinocchio's Fantastic Journey
8. Lancelot's Carousel
9. Peter Pan's Flight
10. Disneyland Railroad – Fantasyland Station
11. Meet Mickey Mouse
12. Dumbo the Flying Elephant
13. Alice's Curious Labyrinth

1. Mad Hatter's Tea Cups
 2. Casey Jr
 3. Le Pays des Contes de Fees
 4. 'It's a Small World'
 5. Princess Pavillion
 6. Royal Castle Stage
 7. Buzz Lightyear Laser Blast
 8. Orbitron
 9. Videopolis Theatre
 10. Disneyland Railroad – Discoveryland Station
 11. Star Tours: The Adventures Continue
 12. Starport
 13. Discoveryland Theatre
 14. Les Mysteres du Nautilus
 15. Star Wars Hyperspace Mountain
 16. Autopia
- 



Tuesday



Dinner at the hotel


Packing

Games

Sleep



WEDNESDAY
23RD JULY



Travel day



Wednesday 23rd July- 7.30am Continental breakfast served at the hotel

8.30am- Vacate and leave the hotel via coach

12.55pm- check in at Calais Ferry terminal

15:55pm- Ferry departs


16.25pm (local time)- leave Dover for AMVC

9PM- Arrive back to College



© Disney

LUGGAGE





Luggage

All students can bring one luggage case and a backpack/carry on.

They should be able to wheel and lift their own cases

Encourage students not to overpack
The weather should be warm (so lighter luggage)





Luggage

All students will wear the same t-shirt on the two park days. This is a gift from us to them, it also allows us to ensure we can identify our children in the busy park.

Students do not need t-shirts packing for day 2 and 3. They may need a jumper/light coat though



Essentials

Good walking trainers

Sun lotion

Reusable Water bottle

Sun hat/baseball cap

Backpac

Sun glasses

k

Power

Dried snacks eg

PJ

bank

crisps, cereal bars

S

Charger

Lip

etc

Charger adaptor

balm


for EU plugs


Moisturise

Any medication (need to inform me of this)

r

SAFETY





Safety



You will have a direct contact number for us when we leave and so will the children


Students will be allowed to walk round the park with their friends/small groups


Students will also have the option to stay with a designated staff member to go on rides/walk the park

One member of staff will always be sat in the meeting point identified on the day for students to access should they need to



SPENDING MONEY







Spending money

Cash

- You can use cash at shops, restaurants, and food carts
- You can withdraw cash from ATMs in Disneyland Park and Walt Disney Studios Park







Spending money

Contactless and mobile payment

- You can use contactless and mobile payment at shops, restaurants, and PhotoPass payment machines






Spending money

Bank Cards

- Major credit cards like Visa, Mastercard, American Express, Carte Bancaire, JCB, Diners Club, and Discover are accepted
- There is no minimum amount for credit card payments






Spending money

My advice

Don't give students lots of cash-
we cannot hold this for students

Consider a child visa card which
you can monitor and top up.





Spending money


Parent Question: How much money?

Quick snacks such as a bagel, sweet treat etc cost about £6; meals cost about £10-£12 for quick service; drinks £5

Souvenirs

Hoodies= £45; t-shirts £30; cups/popcorn buckets £15





★ Spending money ★

You can spend a fortune at Disney

Budget responsibility- we will also discuss this with students each day


They will need money for dinner on Tuesday night. They will need to be able to purchase lunch on Wednesday travel day.

Pack lots of snacks- encouraged to eat a good breakfast at the hotel. There is a supermarket at Disney where they can purchase snacks/fruit etc



PASSPORT







Passports

To enter Paris from the UK, you need a valid passport that was issued within the last 10 years.

Passport requirements

- Your passport must be valid for at least three months after your departure date
- You must carry your passport with you when entering and leaving France







Passports

Non-British nationals/non-British passport holders

Non-British nationals/non-British passport holders may require visas/transit visas and it is the responsibility of the individual to check all passport and visa requirements with the embassy of the country (or countries) they are travelling to, or through which they are travelling.

See me if this is you





Passports


Check passports and apply for one now if you need to


We will need to take a scan of the passport or you can send one in after February half term- we have to provide this to the NST travel company

We will carry passports




ERIC






EHIC / GHIC




<https://www.nhs.uk/using-the-nhs/healthcare-abroad/apply-for-a-free-uk-global-health-insurance-card-ghic/>



STAYING IN TOUCH





Staying in touch


Students will be allowed their mobile phones if they own one.


Most phone networks will allow Paris to work without additional charges- check your provider before travel

Students can also stay in touch using the school mobile if they need to- you will also have this number should you wish to call-
Remember we will be 1 hour ahead of you



IN AN EMERGENCY





in an emergency


We will call you


Please make sure the emergency contacts you provide to us are up to date and that they will be able to answer their phone should we need it

We will ask for emergency contacts to be confirmed nearer the trip



MEDICAL NEEDS





Medical needs


All of the staff are expert trip leaders


We are used to supporting medical needs and personal needs

The more information you share with us, the more we can support and also be aware



BEHAVIOUR





Behaviour


Students represent the college


We will be a Disney family

Any behaviour issues you will be notified and we will consider sanction.

A serious behaviour breach may result in you needing to collect

NEXT STEPS





Next steps

Full legal name as printed on passport

Gender identity


Date of birth


Scan copy of passport

Dietary needs

This information will be requested after Feb half term.

Then we wil do rooming






Next steps


Please make your payments- the company requires this

Please make sure you tell me t-shirt size

A final parent meeting will be offered prior to travel after May half term.


Always happy to answer any questions
ekavanagh@arthurmellows.org





Next steps





Questions?

